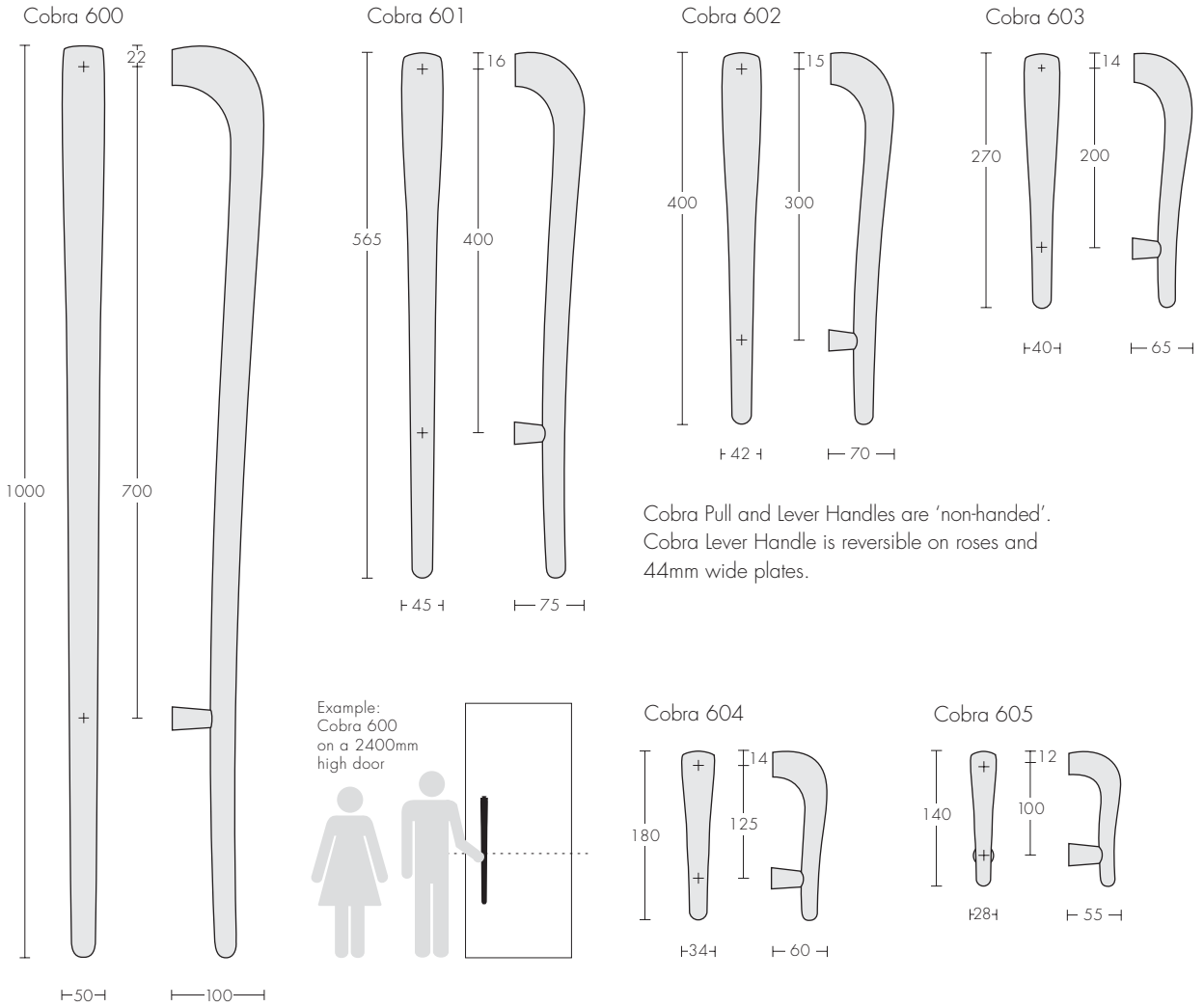


# Cobra Pull Handles



Cobra Pull and Lever Handles are 'non-handed'.  
Cobra Lever Handle is reversible on roses and 44mm wide plates.

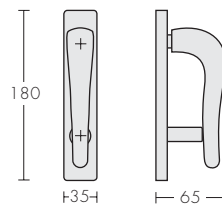
Note: One pair of Cobra 600 Pull Handles weigh approximately 16kg. Please ensure the door and structure are sufficiently strong to support this added weight.

Available in standard mounting options.

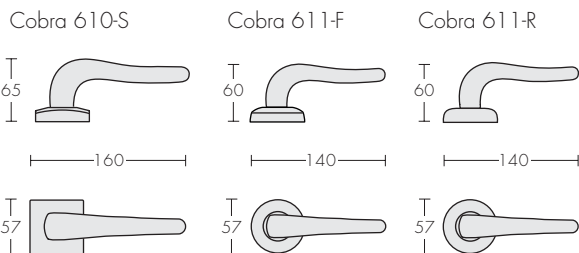
If the Cobra 600 Pull Handles are being used on glass doors, a 12mm hole is required. Mounting bolts are M8 (8mm diameter).

## Cobra Door Knocker

Cobra 609



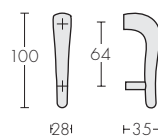
## Cobra Lever Handles



Both Cobra 610 and 611 lever handles can accommodate F, R or S rose types

## Cobra Cabinet Handle

Cobra 606



refer chant™ Product Finishes 4 – 5	refer chant™ Escutcheons 68 – 69	refer Casement Fasteners 88 – 89	refer chant™ Technical 104 – 113
---	--	--	--



Cobra 604



Cobra 602



Cobra 611-F