



Stop 741 Door Knob  
Diameter 60mm  
Projection 66mm



Stop 742 Door Knob  
Diameter 50mm  
Projection 63mm



Stop 745 Dummy Trim  
Diameter 60mm  
Projection 63mm



Stop 746 Dummy Trim  
Diameter 50mm  
Projection 50mm

## Stop Knobs

A contemporary and versatile range of door and cabinet knobs suitable for use throughout a project and across a number of applications. The unique sculptured form is available in all finishes.

### Features

- Finger-recess with a soft contour for user comfort
- Internal spring mechanism ensures positive latch and knob return
- Large bearing surface provides support for the solid knob machined from brass or bronze
- Suitable for long back set tubular latches and mortice locks with 38 or 44mm fixing centres
- Knobs are reversible to aid handing and can be turned 90 degrees on the base rose to provide vertical fixing with tubular latches, or horizontal fixing on mortice locks.
- Knob fastens to the boss by a socket set-screw on the underside. Removal of the knob allows for tie-screw fixing through the door.
- This range of door knobs is complemented by the 'facet' range of escutcheons 3410 to 3414 on pages 68 and 69.

## Fixing Centres and Latch/ Lock Types

### Stop 741 Door Knob

#### Fixing Centres:

39.5mm horizontal and vertical and 50.8mm @45 degrees

#### Lock/Latch Types:

- chant™ mortice locks
- Legge 990 MF Series and Lockwood 3500 Series mortice locks
- Profile cylinder mortice locks with nominal 38mm centres and light return springs
- Tubular latches – 60mm minimum backset

### Stop 742 Door Knob

#### Fixing Centres:

39.5mm horizontal and vertical

#### Lock/Latch Types:

- chant™ mortice locks
- Legge 990 MF Series mortice locks
- Profile cylinder mortice locks with nominal 38mm centres and light return springs
- Tubular latches – 60mm minimum backset

### Stop 745/746 Dummy Trim

A flanged mounting collar is fastened to the door with two screws, the knob attached to the mounting collar with a socket setscrew on the underside.



Stop 751 Cabinet Knob  
 Diameter 35mm  
 Projection 35mm  
 Fixing Screw M5



Stop 751b Cabinet Knob  
 Diameter 35mm  
 Projection 38mm  
 For use with 751 Cabinet Knob on the opposite side of the door. The 751 Knob is fastened to the door with a mounting collar then the 751b Knob is fastened to the collar in the correct alignment. Particularly suitable for shower doors.



Stop 752 Cabinet Knob  
 Diameter 28mm  
 Projection 30mm  
 Fixing Screw M5



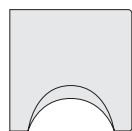
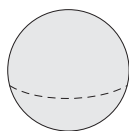
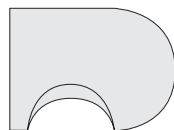
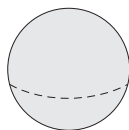
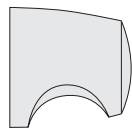
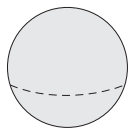
Stop 753 Cabinet Knob  
 Diameter 22mm  
 Projection 25mm  
 Fixing Screw M5

## Specifying

To specify (example)

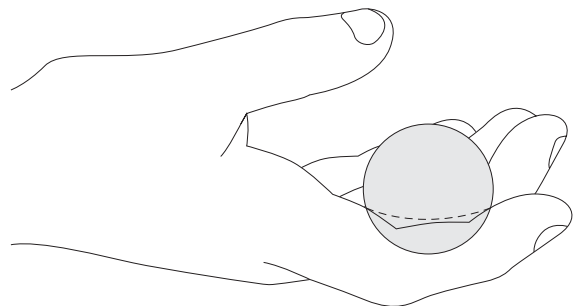
Knob	Finish	Quantity
742	SCPV	2pr

It is recommended that the lock type is stated when ordering knobsets.



## Cross section of stop knobs showing contoured finger-recess

A unique detail off these knobs is that the finger recess is machined in a curved path. This softens the edge at each end providing a comfortable grip. This detail can be applied to custom made knobs of a cylindrical style with a flat or radius end. Contact chant™ to discuss your requirements.



refer chant™  
 Product Finishes  
 4 – 5

refer chant™  
 Escutcheons  
 68 – 69

refer Door  
 Stops  
 73

refer chant™  
 Technical  
 104 – 113